

OPEL COMBO CARGO /

Price and Specification Guide | Ireland | February 2024

[FIND OUT MORE](#)



Customer Notice:

Dear customer,

The enclosed Price and Equipment Guide reflects Irish pricing and specification in normal circumstances.

Please be advised however, Opel is impacted by temporary challenges in the global supply chain, including certain component shortages. Unfortunately, in the first instance, this means some customers may experience significant delays to delivery.

In the second instance, due to the present production challenges, some options for models across the Opel range are unavailable until further notice. Furthermore, Opel may temporarily offer vehicles with substituted equipment or features in place of standard equipment, or may suspend features temporarily.

These are measures taken to secure production of vehicles for customers.

As information becomes available from our manufacturer and working with our partners in the Opel Dealer Network in Ireland, Opel Ireland will endeavour to keep customers up to date regarding the order status and equipment featured on their new vehicles.

CONTENTS

DISCOVER THE OPEL COMBO CARGO.

A multi-award winner, the Opel Combo Cargo boasts fuel-efficient engines, excellent flexibility and versatility, and superior levels of comfort and safety innovations. Built for moving people and cargo, the Combo Cargo fits perfectly into everyday life.

Range and prices

In-car technology and entertainment

Colours

Safety and security

Exterior styling and features

Technical Data

Comfort and convenience

Lighting and visibility

Interior styling and features

Trims, colours, wheels and tyres



E&OE February 2024.

The content in this specification and price guide is for information purposes only. Our products are continually updated and changes may be made to the specifications at any time. If you require any specific feature, you must consult your authorised Opel Dealer who is regularly updated with any change in specification. Specifications are subject to change without notice. Images are used for illustrative purposes only. Vehicles illustrated may not necessarily reflect the correct specification. Contact your local Opel dealer for details.

OPEL COMBO CARGO RANGE PRICES

PANEL VAN	Transmission	Fuel Type	Annual Road Tax €	RRSP* from €
KOMFORT				
1.5 turbo 100hp Stop Start L1H1	6-speed manual	Diesel	€333	€25,495
1.5 turbo 100hp Stop Start L2H1	6-speed manual	Diesel	€333	€26,695
SPORTIVE				
1.5 turbo 100hp Stop Start L1H1	6-speed manual	Diesel	€333	€27,195
1.5 turbo 100hp Stop Start L2H1	6-speed manual	Diesel	€333	€28,395

*Recommended Retail Selling Price does not include Dealer delivery related charges, metallic paint or tyre recycling levy. RRSP price excludes the recommended cost of Pre-Delivery-Inspection, number plates and delivery to an Opel Dealer. Prices effective February 2024. Prices are subject to alteration or change without notice or obligation.

SUMMARY EQUIPMENT BY TRIM

OPEL COMBO CARGO SPORTIVE

Safety and security

Electronic cruise control + speed limiter

Comfort & Convenience

Steering column reach and rake adjustment

Steering wheel audio / phone / cruise control controls

Exterior Styling & Features

Body colour door handles

Body colour front and rear bumpers

Lighting & Visibility

Rear parking sensors

Rear view camera

OPEL COMBO CARGO KOMFORT

Safety and security

Driver's airbag

ABS, ESP, Electronic Brake Force Distribution

Full size spare wheel

Solid bulkhead with trapdoor

Electric parking brake

Anti-theft alarm

Tyre pressure sensors

Comfort & Convenience

Steering column reach and rake adjustment

Heater with particle and odour filter

Manual 6-way driver's seat adjustment: fore / aft, up / down, reclining seat

Manual 2-way driver seat lumbar adjustment with driver seat armrest

Electrically operated driver and passenger windows

Manual Air conditioning

Interior Features

Mistral Gray Base cloth seat interior trim

In-Car Technology & Entertainment

DAB digital radio

Bluetooth + USB connectivity

8" Multimedia screen with Mirror Link (Apple Car Play® / Android Auto®)

Exterior Styling & Features

Black door handles + side mirrors

Black front and rear bumpers

16" steel wheels on L2H1

15" steel wheels on L1H1

Left hand side sliding door (L1H1 bodystyle)

Left hand and right hand side sliding doors (L2H1 bodystyle)

Lighting & Visibility

Halogen front headlamps

Automatic headlamp control (auto light switch)



YOUR NEW COMBO IN DETAIL: SAFETY & SECURITY

SAFETY / SECURITY FEATURES	KOMFORT		SPORTIVE	
	1.5 TURBO 100HP L1H1	1.5 TURBO 100HP L2H1	1.5 TURBO 100HP L1H1	1.5 TURBO 100HP L2H1
ABS / Electronic Stability Programme (ESP) / Electronic Braking Distribution (EBD)	•	•	•	•
Driver's airbag	•	•	•	•
Electronic cruise control with speed limiter	•	•	•	•
Remote central locking	•	•	•	•
Two-keys: foldable	•	•	•	•
Electric parking brake	•	•	•	•
Driver / passenger seat belt warning indicator	•	•	•	•
Double locking latch mechanical theft deterrent	•	•	•	•
Theft deterrent body security content: dealocking for passenger and rear area	•	•	•	•
Spare wheel	•	•	•	•
Seat belt pre-tensioner	•	•	•	•
Driver and passenger 2-way adjustment head restraints	•	•	•	•
Tyre pressure monitoring system	•	•	•	•
Anti-theft alarm	•	•	•	•
Solid bulkead with trapdoor	•	•	•	•

YOUR NEW COMBO IN DETAIL: COMFORT & CONVENIENCE

COMFORT & CONVENIENCE FEATURES	KOMFORT		SPORTIVE	
	1.5 TURBO 100HP L1H1	1.5 TURBO 100HP L2H1	1.5 TURBO 100HP L1H1	1.5 TURBO 100HP L2H1
Power-assisted steering	•	•	•	•
Sport 3-wheel spoke steering wheel	•	•	•	•
Steering colum adjustable for reach / rake	•	•	•	•
Steering wheel audio / phone / cruise controls	•	•	•	•
Manual air conditioning: with particle and odour filter	•	•	•	•
Manual 6-way driver's seat adjustment: fore/aft, up/down with reclining seat back	•	•	•	•
Manual 2-way driver's seat lumbar adjustment with armrest	•	•	•	•
Electrically operated driver and passenger windows	•	•	•	•
Electrically operated driver and passenger windows	•	•	•	•

YOUR NEW COMBO IN DETAIL: INTERIOR FEATURES

INTERIOR FEATURES	KOMFORT		SPORTIVE	
	1.5 TURBO 100HP L1H1	1.5 TURBO 100HP L2H1	1.5 TURBO 100HP L1H1	1.5 TURBO 100HP L2H1
Driver sunvisor with illuminated vanity mirror	•	•	•	•
Passenger sunvisors without vanity mirror	•	•	•	•
Curitiba + Brasilia black cloth seat trim	•	•	•	•
Passenger bench seat	•	•	•	•
Passenger seat back table tray: folding	•	•	•	•

YOUR NEW COMBO IN DETAIL: IN-CAR TECHNOLOGY & ENTERTAINMENT

IN-CAR TECHNOLOGY & ENTERTAINMENT FEATURES	KOMFORT		SPORTIVE	
	1.5 TURBO 100HP L1H1	1.5 TURBO 100HP L2H1	1.5 TURBO 100HP L1H1	1.5 TURBO 100HP L2H1
DAB digital radio	•	•	•	•
3.5" colour instrument display	•	•	•	•
Bluetooth®	•	•	•	•
USB audio connection: frt console	•	•	•	•
8" touchscreen	•	•	•	•
Four speakers	•	•	•	•

YOUR NEW COMBO IN DETAIL: EXTERIOR STYLING & FEATURES

EXTERIOR STYLING & FEATURES	KOMFORT		SPORTIVE	
	1.5 TURBO 100HP L1H1	1.5 TURBO 100HP L2H1	1.5 TURBO 100HP L1H1	1.5 TURBO 100HP L2H1
Black door handles	•	•		
			•	•
Black side mirrors	•	•	•	•
Black side window mouldings	•	•	•	•
Black front and rear bumpers	•	•		
Body-colour front and rear bumpers			•	•
15" steel wheel	•	•		
16" steel wheel			•	•
Left hand side sliding door	•	•	•	•
Right hand side sliding door		•		•
Bodycolour rail covering & molding			•	•

YOUR NEW COMBO IN DETAIL: LIGHTING & VISIBILITY



LIGHTING & VISIBILITY FEATURES	KOMFORT		SPORTIVE	
	1.5 TURBO 100HP L1H1	1.5 TURBO 100HP L2H1	1.5 TURBO 100HP L1H1	1.5 TURBO 100HP L2H1
Halogen front headlamps	•	•	•	•
Automatic headlamp control (auto light switch)	•	•	•	•
Rear parking sensors & rear view camera			•	•

INTERIOR TRIM*



Mistral Gray Base cloth interior trim standard on Edition and Sportive models.

WHEELS & TYRES

WHEELS		KOMFORT		SPORTIVE	
		1.5 TURBO 100HP L1H1	1.5 TURBO 100HP L2H1	1.5 TURBO 100HP L1H1	1.5 TURBO 100HP L2H1
	15" silver steel wheel <ul style="list-style-type: none"> • 195 / 65 R 15 tyres • Full size spare wheel included 	•	•		
	16" silver steel wheel <ul style="list-style-type: none"> • 205 / 60 R 16 tyres • Full size spare wheel included 			•	•

E&OE February 2024. *Model shown for illustration purposes only and may include optional extras.

CHOOSE YOUR EXTERIOR COLOUR



White Jade

Solid



Black

Two coat metallic*



Quartz Grey

Two coat metallic*



Moonstone Grey

Two coat metallic*

E&OE February 2024. Images shown for illustration purposes only. Please discuss colours available with your local Opel Dealer. *Optional at extra cost. Standard paint at no optional extra cost. Due to the limitations of the printing process, the colours reproduced may vary slightly from the actual paint colour and trim material. As a result, they should be used as a guide only. Your Opel dealer has a comprehensive display of paint finishes.

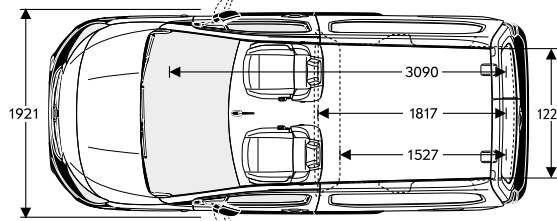
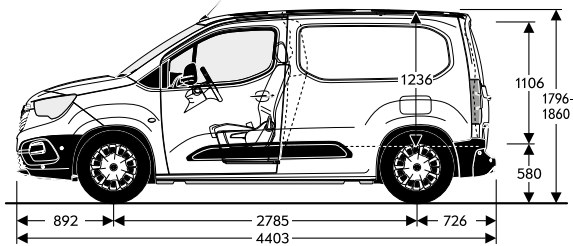
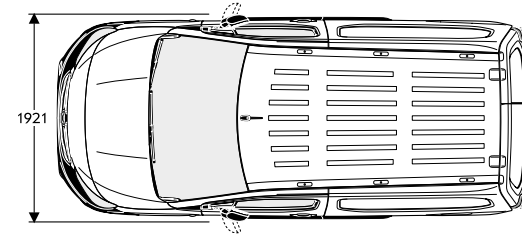
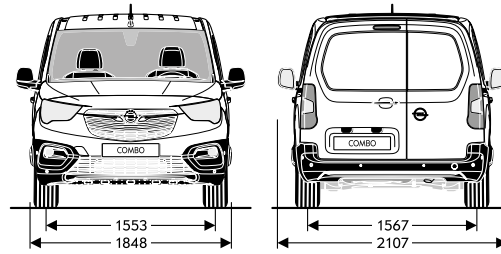
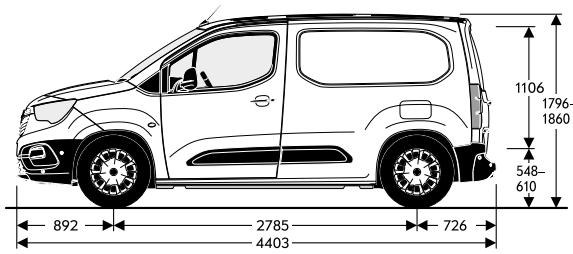
ENGINES: PERFORMANCE, FUEL ECONOMY AND EMISSIONS

1.5 100HP TURBO START STOP	
Capacity	1499cc
Maximum power	100hp (75kW) @ 3500rpm
Maximum torque	250Nm (184 lb.ft) @ 1750rpm
Configuration	4 cylinders, 4 valves per cylinder, double overhead camshafts
Transmission	6-speed manual
Fuel / induction system	Turbocharger. Direct fuel injection
Fuel tank capacity	50 litres (17 litres AdBlue)
Emission compliance	EURO 6d (6.3)
Service interval	30,000km or 1-year (whichever occurs soonest)
Steering	Speed-sensitive electric power-assisted system
Brakes	Anti-lock braking system (ABS): Electronic Stability Programme: Electronic Brake Force Distribution
Fuel economy (litres/100km)* Combined low: high	5.4: 6.0
CO2 emissions (g/km)* Combined low: high	140: 158
WEIGHTS	
Gross Vehicle Weight (KG)	1885 L1H1: 2355 L2H1
Maximum Indicative Payload (KG)	665 L1H1: 953 L2H1

E & OE February 2024. *Fuel consumption figures are determined according to the WLTP test cycle. The fuel consumption you achieve under real life driving conditions and CO2 produced will depend upon a number of factors, including the accessories fitted after registration, variations in driving styles, weather conditions and vehicle load. Only compare fuel consumption and CO2 with other vehicles tested using the same technical procedures. For more information contact your local Opel Dealer. All diesel models feature BlueInjection. Vehicles with BlueInjection technology will need regular AdBlue® top-ups also between servicing requirements. An indicator integrated into the on-board computer will warn you when you need to top up. More information see www.opel.ie/adblue. In accordance with regulations R (EC) No. 715/2007 and R (EC) No. 692/2008 (in the versions respectively applicable).

DIMENSIONS AND CAPACITIES

L1 DIMENSIONS



L2 DIMENSIONS

